

2Q/20 Factsheet

SNAPSHOT

(As of 2Q20)

- Share Price (THB) **16.20** @June 30, 2020
- Current Market Capital (MB) **27,054**
- Outstanding Share (million) **1,670**
- P/E (X) **21.74** • P/BV (X) **3.93**
- Dividend Yield (%) **1.23** Turnover (%) **1.02**
- 52 Week Low (Mar 25, 2020) (THB) **8.95**
- 52 Week High (June 23, 2019) (THB) **23.1**
- IPO Price (THB) **3.9@Par 1 THB**
- Listed Date **May 30, 2013**



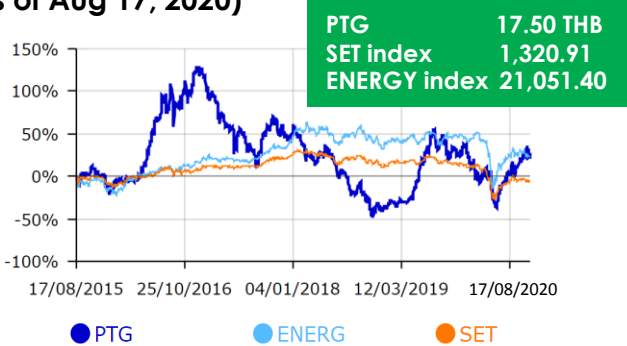
Anti-Corruption

TSI Thailand Sustainability Investment



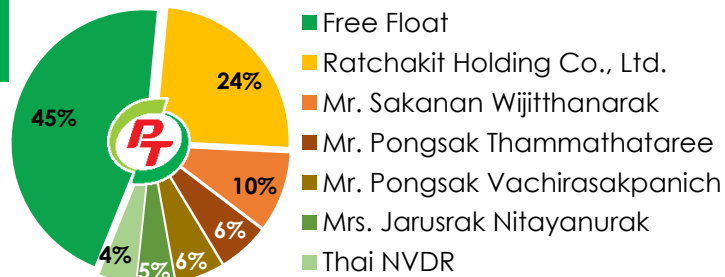
5-Yr Price Performance

(As of Aug 17, 2020)



Shareholder Structure

(As of Mar 12, 2020)




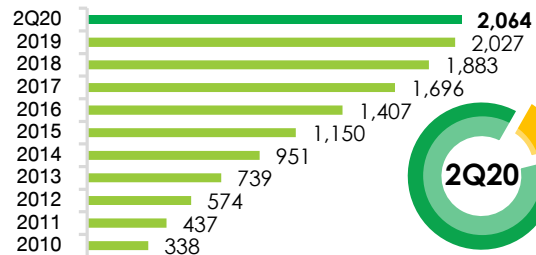
7 Core Business groups

1. Oil businesses and retail business
2. LPG business
3. Transportation and distribution center business
4. Food and beverage business
5. Renewable energy business
6. Auto repair and maintenance business for commercial vehicle & passenger car
7. Management system business and equipment maintenance business in service stations


Number of stations

(As of 2Q20)

Unit : branch



(As of 2Q20) Unit : branch

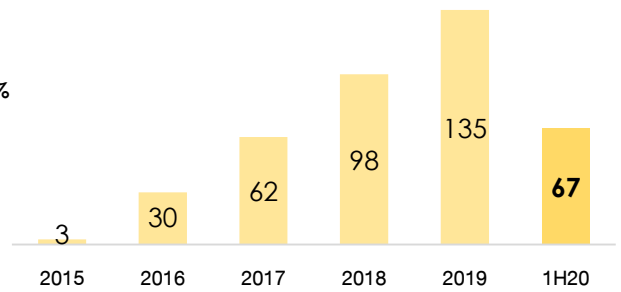
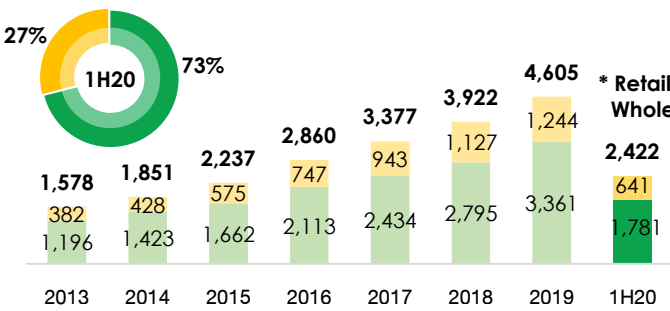


Oil Sales Volume By Product

■ Diesel ■ Mogas Unit : ML

LPG Sales Volume By Product

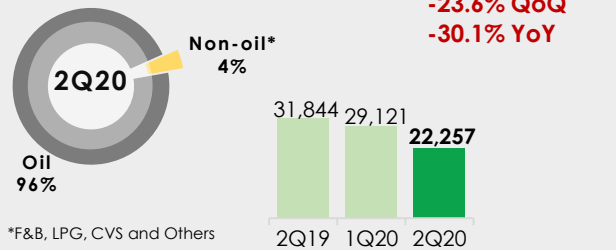
Unit : ML



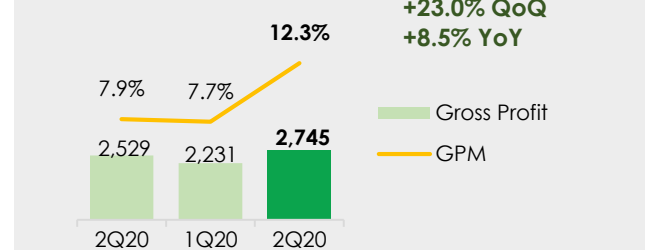
* Retails = 95%
Wholesale = 5%

Financial Performance 2Q20

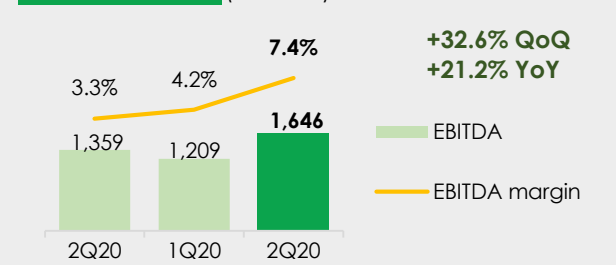
Revenue (Unit : MB)



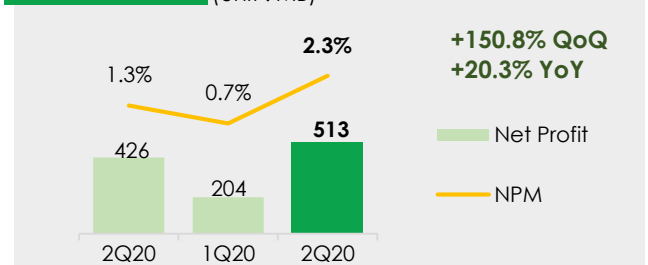
Gross Profit (Unit : MB)



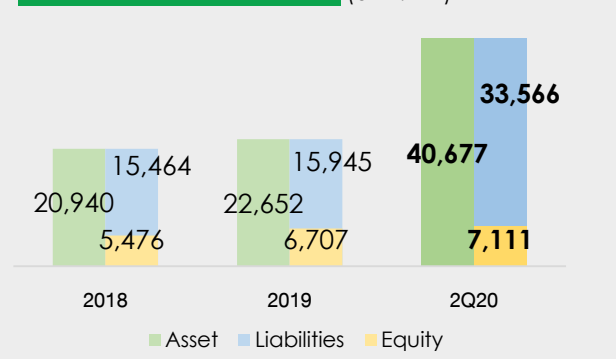
EBITDA (Unit : MB)



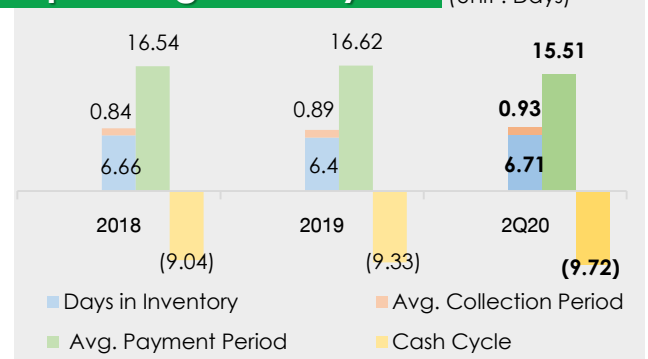
Net Profit (Unit : MB)



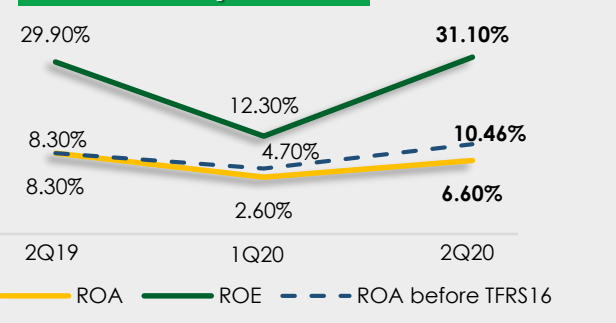
Balance Sheet (Unit : MB)



Operating Cash Cycle (Unit : Days)



Profitability Ratio



Leverage Ratio (Unit : X)

