

SNAPSHOT

IPD Price (THB) 3.9 @Par 1 THB

52 Week High (July 23, 2019) (THB) 23.1

Outstanding Share (million) 1,670

52 Week Low (Nov 16, 2018) (THB) 7.5

Current Market Capital (MB) 36,072

Listed Date **May 30, 2013**

P/E (X) 32.03

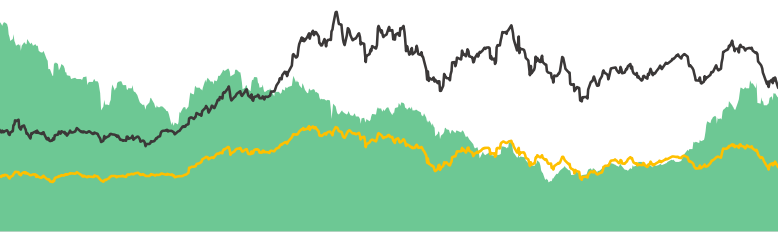
Turnover (%) 4.27

EV/EBITDA (X) 11.33

P/BV (X) 5.97



Jun-17 Nov-17 Apr-18 Sep-18 Feb-19 Jul-19

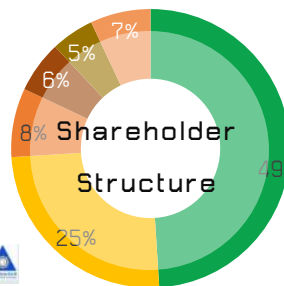


As of Aug 28, 2019

PTG 21.6 THB

SET index 1,617

ENERGY index 23,711



- Free Float
- Ratchakit Holding Co., Ltd.
- Mr. Sakanan Wijtthanarak
- Mr. Pongsak Vachirasakpanich
- Mrs. Jarusrak Nitayanurak
- Other Strategic Shareholders

core business groups

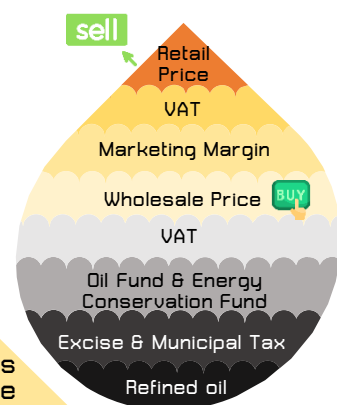
5

- Fuel business and station management business
- Transportation, and distribution center business
- Food and beverage business
- Auto repair and maintenance business for commercial vehicle & passenger car
- Renewable energy business



As of 2Q19

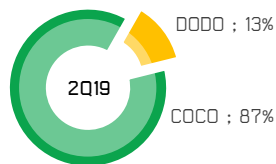
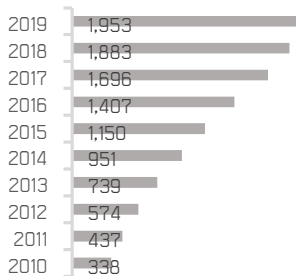
Oil Price Structure



Number of stations

As of 2Q19

Unit :Branches



Retail Market 2Q19 Share

15.7%

2nd

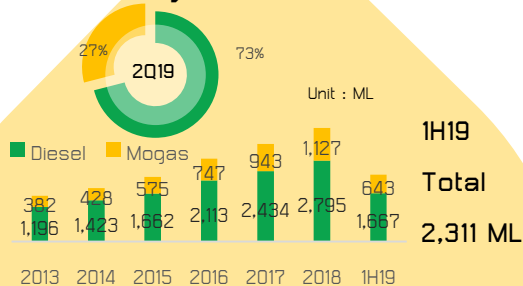
Number of stations

2nd

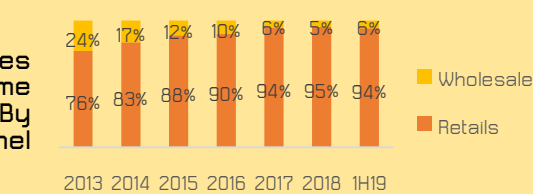
PT Max Card members

11.3M

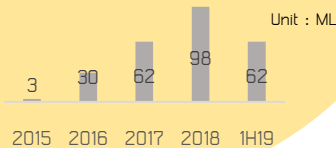
Sales Volume By Product



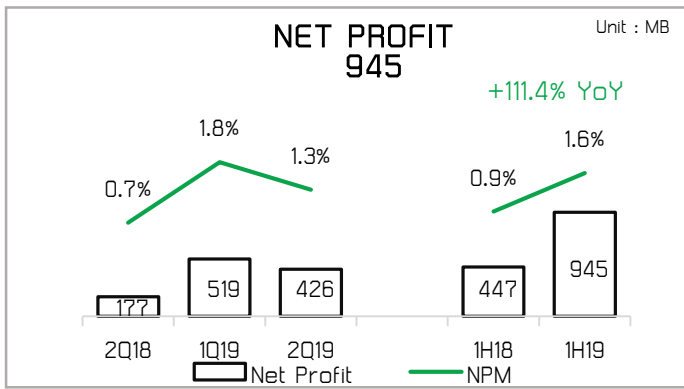
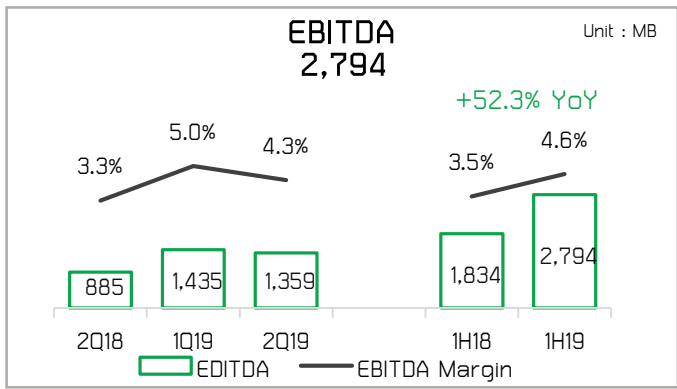
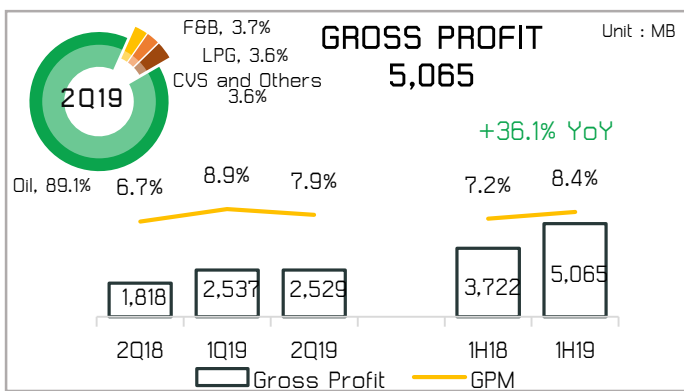
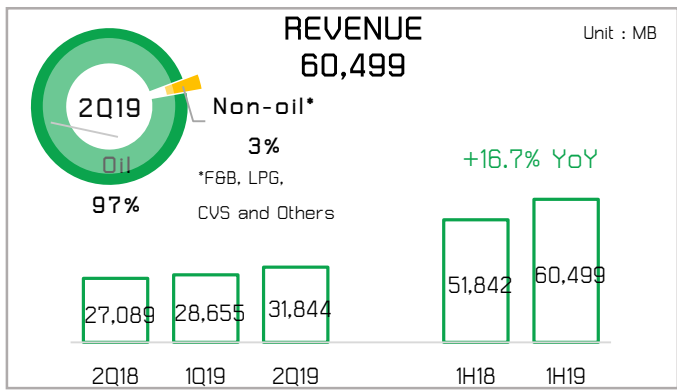
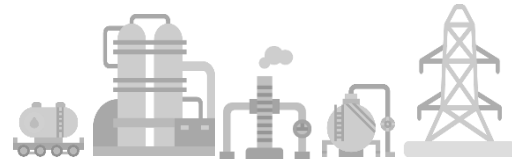
Sales Volume By Channel



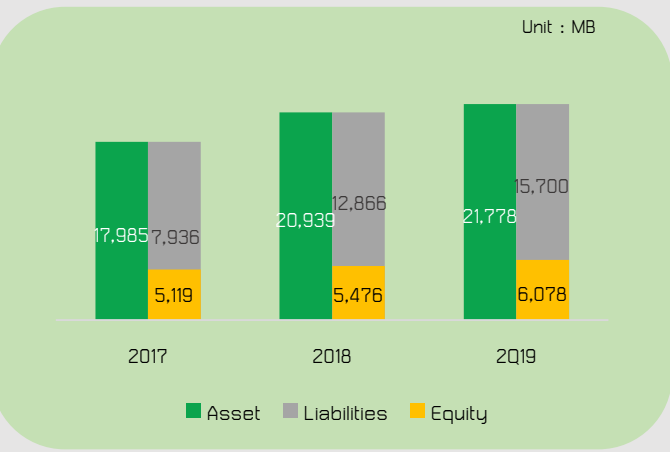
LPG Sales Volume



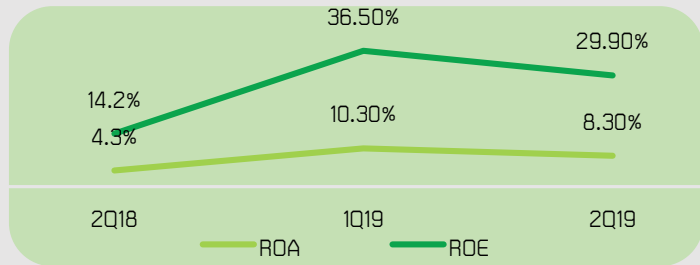
Financial Performance 1H19




Balance Sheet



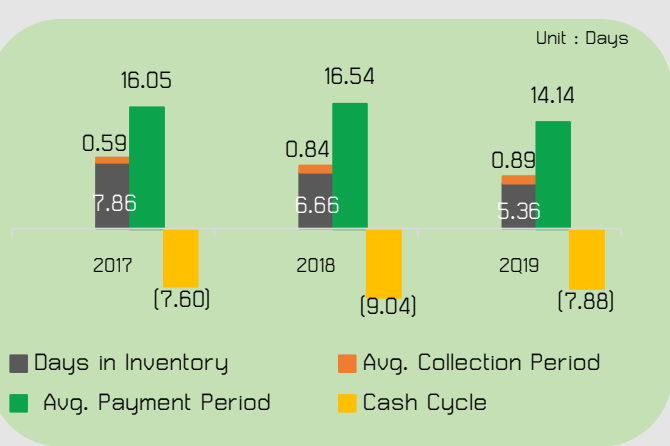
Profitability Ratio



Leverage Ratio



Operating Cycle



Cost Structure

